EUROPA CINEMAS NETWORK MEETING

Friday 9th July 2021 - PLAGE DU GRAY D'ALBION

Creative Europe MEDIA

#ECinCannes2021



José Maria Riba

1er mai 2020

Noureddine Sail

15 décembre 2020

2020 AN EXTENDING NETWORK

Network ***evolution***

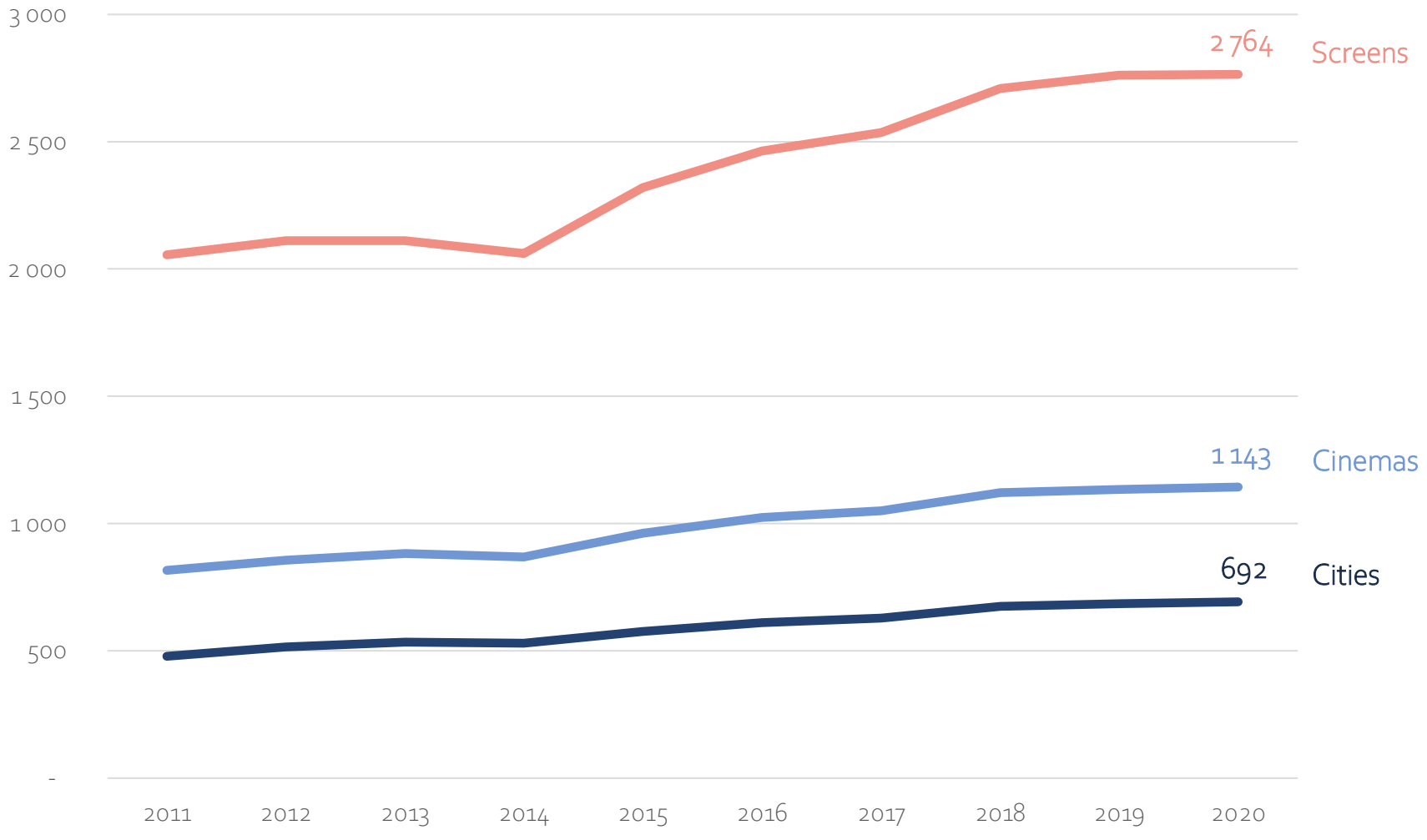

2020 WHERE ARE LOCATED OUR CINEMAS (number of inhabitants)

> 1M:
208 Cinemas

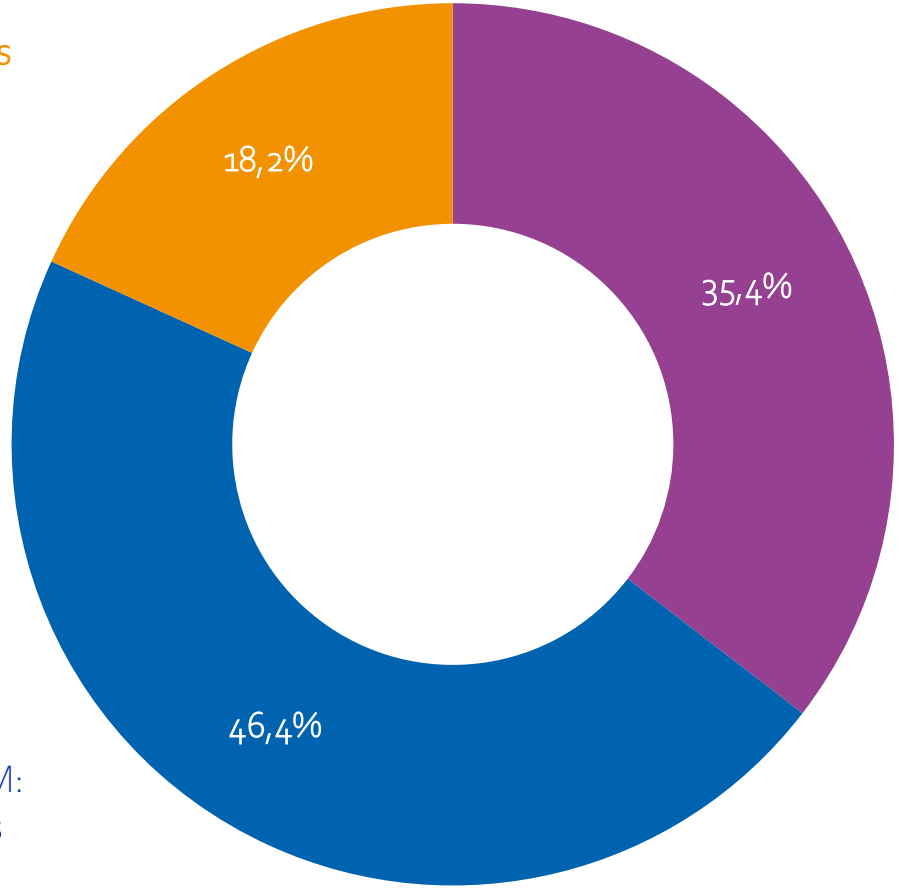

< 100 000:
405 Cinemas

(< 50 000:
276 Cinemas)

100 000 – 1M:
530 Cinemas

Results 2020 – Better resilience of the EC network

GLOBAL EUROPEAN MARKET*

Admissions lowered
by 70,2%

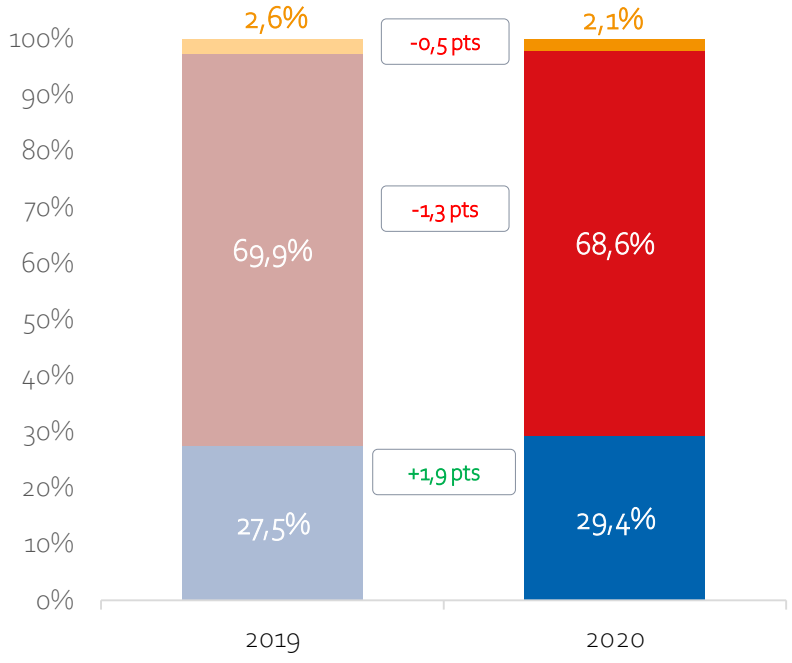

Others
US
European

EUROPA CINEMAS NETWORK

Admissions lowered
by 62,3%

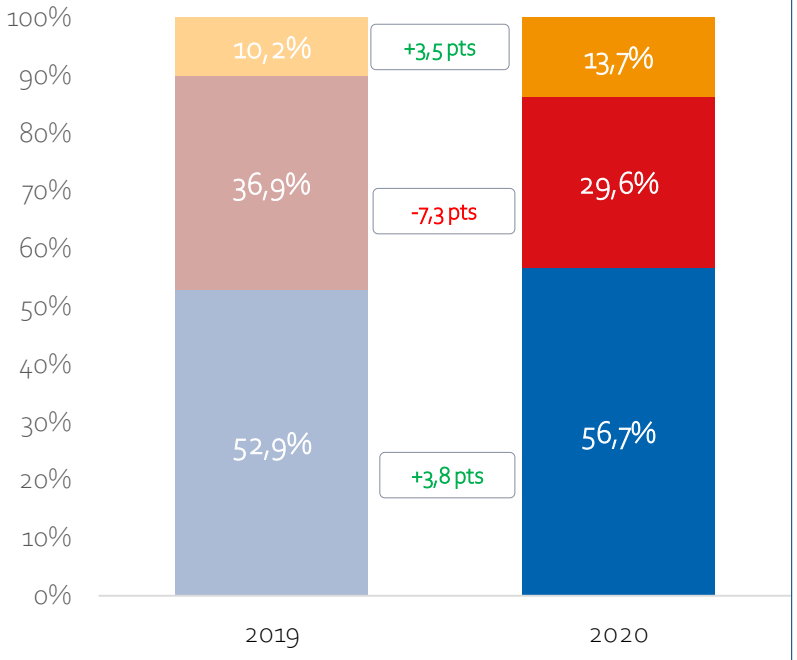

* SOURCE : OBS/LUMIERE - PROVISIONAL

Creative Europe MEDIA

#ECinCannes2021

2020 NETWORK RESULTS – GREATER MARKET SHARES FOR EU ADMISSIONS

	Country	Admissions EC	% Eur. Adm. (2019)	% Eur. Adm. (2020)	Evolution
1	AT	0,8 M	53,8%	58,1%	+4,3 pts
2	BE	0,7 M	54,4%	55,2%	+0,8 pts
3	BG	0,3 M	27,3%	27,2%	-0,1 pts
4	BX	0,1 M	17,8%	23,1%	+5,3 pts
5	CZ	0,8 M	50,3%	65,0%	+14,7 pts
6	DE	4,3 M	62,0%	60,2%	-1,8 pts
7	DK	0,7 M	61,7%	65,7%	+4,0 pts
8	EE	0,2 M	64,8%	74,9%	+10,1 pts
9	ES	2,6 M	45,0%	50,7%	+5,7 pts
10	FI	0,2 M	56,7%	59,7%	+3,0 pts
11	FR	6,2 M	65,0%	65,2%	+0,2 pts
12	GB	0,8 M	45,7%	29,8%	-15,9 pts
13	GR	0,5 M	52,2%	50,6%	+1,6 pts
14	HR	0,2 M	46,0%	49,6%	+3,6 pts
15	HU	0,4 M	57,5%	55,4%	-2,1 pts
16	IE	0,2 M	40,4%	20,9%	-19,5 pts
17	IS	26 K	49,9%	54,6%	+5,7 pts
18	IT	3,3 M	56,2%	65,8%	+9,6 pts
19	LT	0,2 M	63,5%	71,8%	+8,3 pts
20	LU	0,2 M	20,8%	24,6%	+3,8 pts
21	LV	66 k	74,8%	76,9%	+2,1 pts
22	ME	15 K	23,4%	15,3%	-8,1 pts
23	MK	32 K	37,9%	60,9%	+23,0 pts
24	MT	0,1 M	8,4%	8,0%	-0,4 pts
25	NL	2,8 M	52,0%	54,0%	+2,0 pts
26	NO	0,5 M	33,0%	37,0%	+4,0 pts
27	PL	1,4 M	54,4%	56,9%	+2,5 pts
28	PT	0,1 M	40,5%	55,7%	+15,2 pts
29	RO	0,4 M	25,4%	38,7%	+13,3 pts
30	RS	0,3 M	30,6%	29,2%	-1,4 pts
31	SE	0,6 M	59,8%	46,2%	-13,6 pts
32	SI	0,1 M	51,3%	62,2%	+10,9 pts
33	SK	1,2 M	29,4%	50,7%	+21,3 pts

2020 WHERE COME THE FILMS PROGRAMMED IN THE NETWORK - BY ADMISSIONS

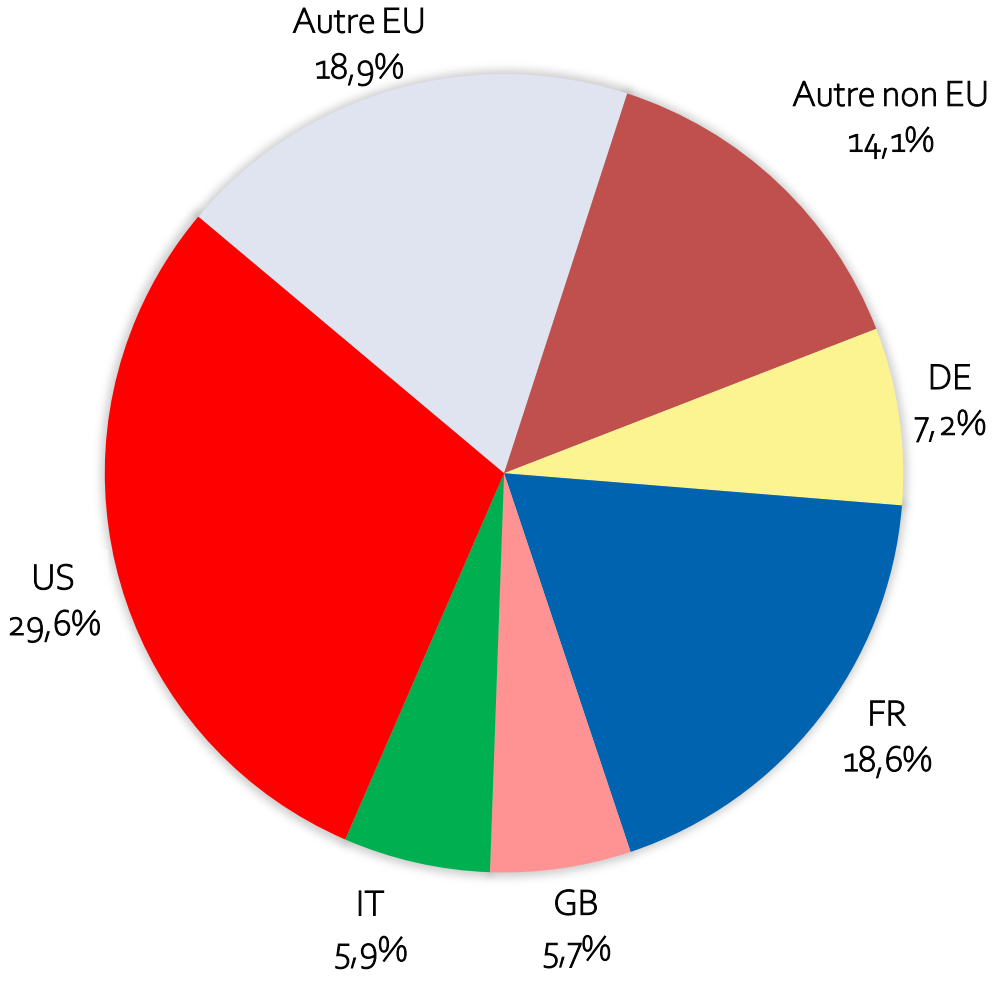

2020 THE 15 MOST PROGRAMMED EUROPEAN FILMS IN THE NETWORK - BY SCREENINGS

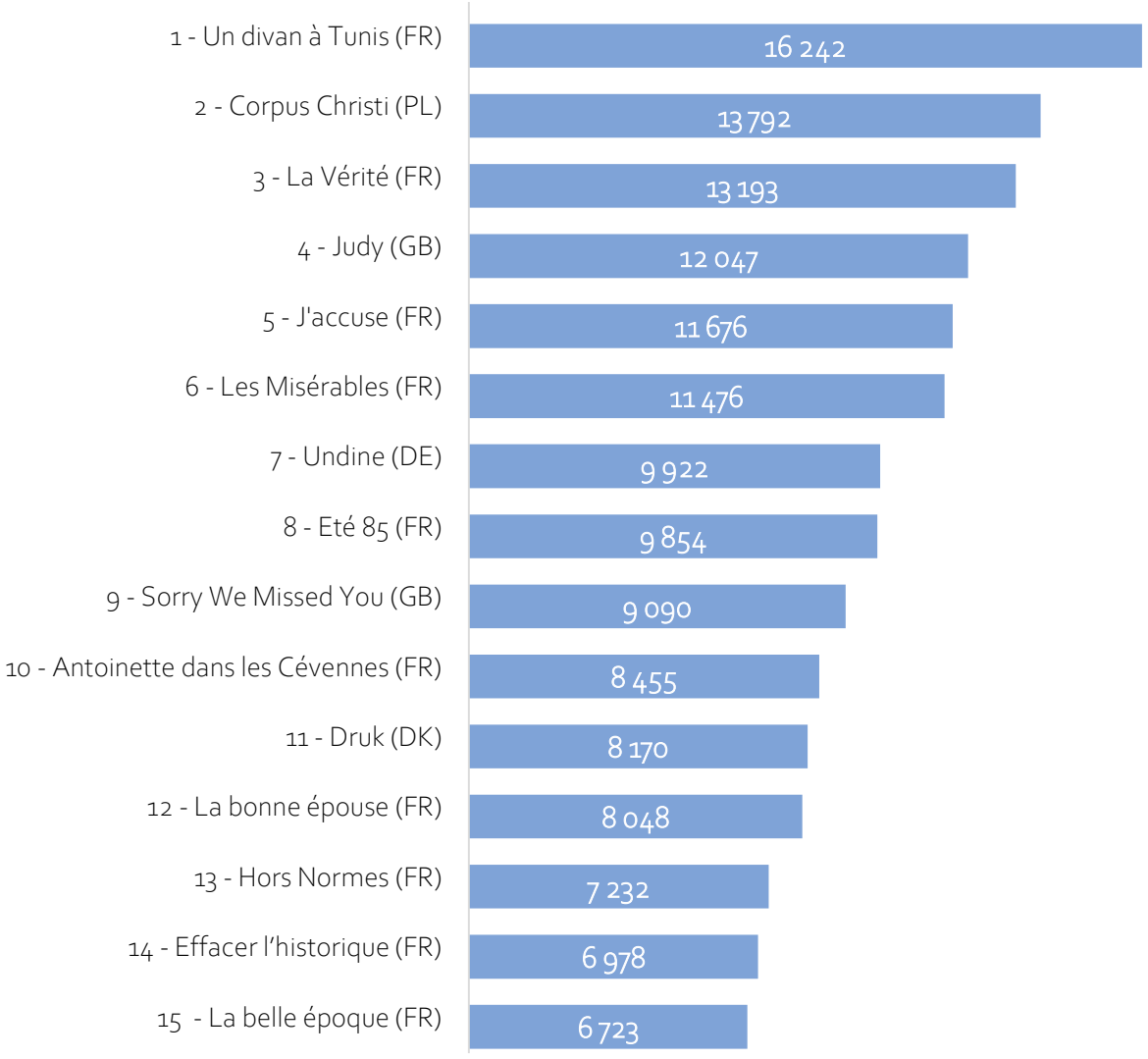

1

Countries: 18
Cities: 380
Cinemas: 516

2



Countries: 29
Cities: 435
Cinemas: 594

3

Countries: 29
Cities: 406
Cinemas: 565

First European Release: **February 2020**
Admissions: **299K**
Countries: **18**
Cities: **380**
Cinemas: **516**

First European Release: **October 2020**
Admissions: **198K**
Countries: **16**
Cities: **155**
Cinemas: **188**

2020 IMPACT OF THE NETWORK ON THE LIFE OF HONEYLAND

Share of Europa Cinemas admissions in selected countries: **86%**

The film was released in **24** countries in the network

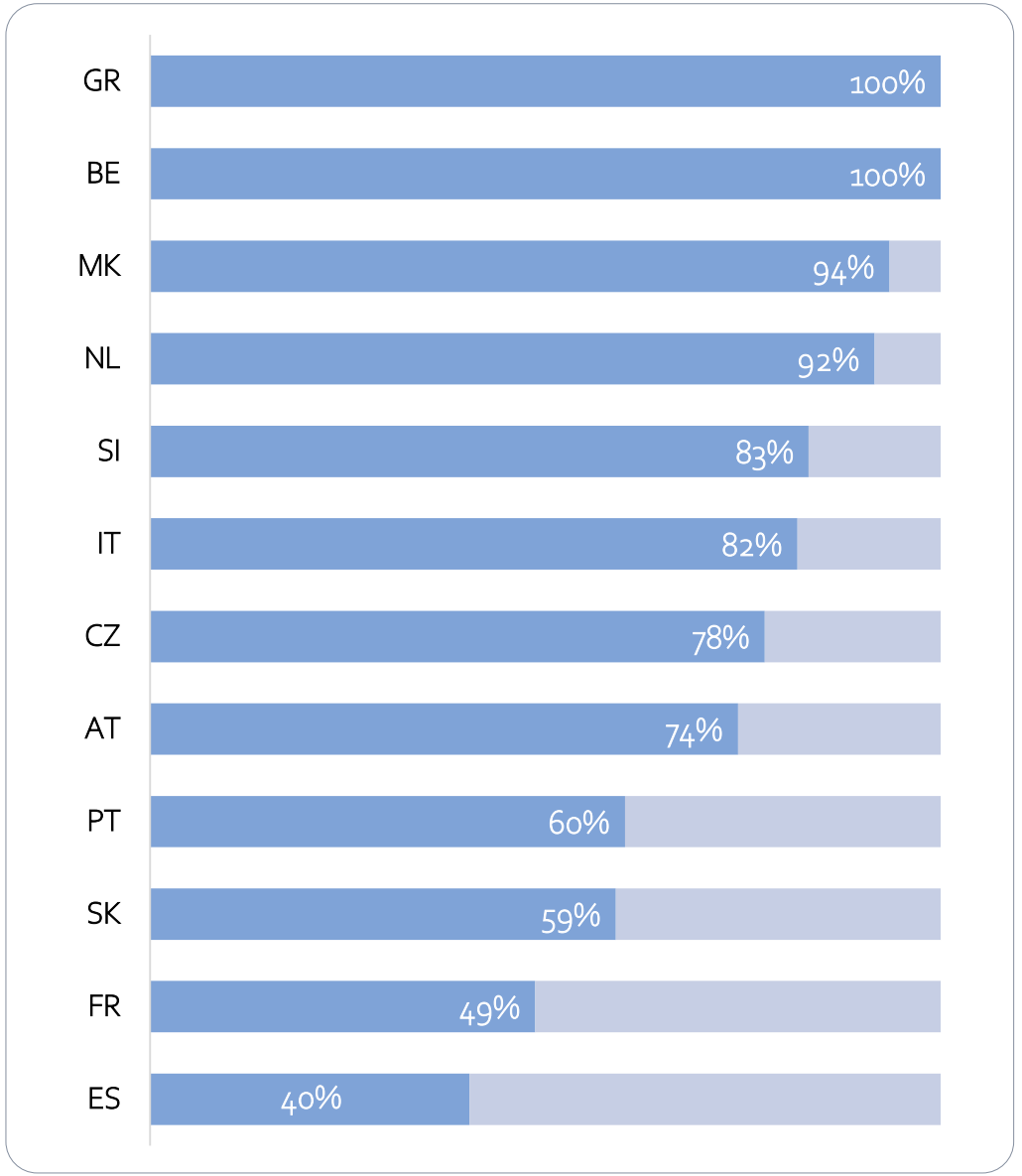

SOURCES: Europa Cinemas & OBS/ LUMIERE

2020 THE STRENGTH OF 2019 MOVIES IN THE NETWORK

Admissions 2020: **323K**
Countries: **26**
Cities: **376**
Cinemas: **554**

Admissions 2020: **277K**
Countries: **30**
Cities: **348**
Cinemas: **491**



Admissions 2020: **267K**
Countries: **25**
Cities: **383**
Cinemas: **528**

Quinzaine 2019

Admissions: **206K**
Countries: **12**
Cities: **182**
Cinemas: **227**

Venise 2019

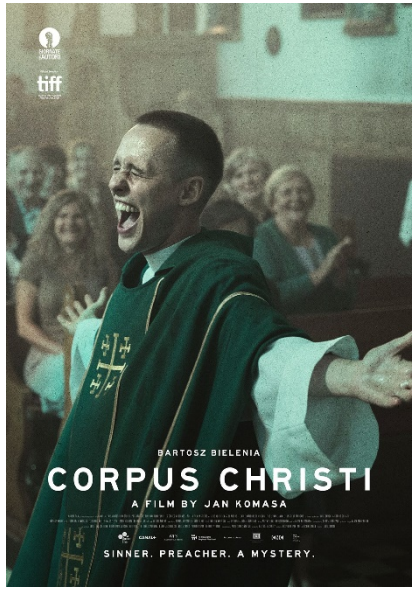

Admissions: **233K**
Countries: **29**
Cities: **435**
Cinemas: **594**

Berlin 2020

Admissions: **28K**
Countries: **13**
Cities: **121**
Cinemas: **170**

EUROPA CINEMAS LABEL AT THE 2021 DIRECTORS' FORTNIGHT

Javier Heras
Cines Van Dyck
Salamanca, Spain

Elise Mignot
Café des Images
Hérouville-Saint-Clair, France

Barbora Kucsa Prágerová
Metro 70
Prostějov, Czech Republic

Jannik Rakusa
Schikaneder Kino & Top Kino
Vienna, Austria

Upcoming Label Partner Festivals:

LOCARNO FILM FESTIVAL	4 - 14 August 2021
KARLOVY VARY INT. FILM FESTIVAL	20 - 28 August 2021
VENICE – GIORNATE DEGLI AUTORI	1 - 11 September 2021

QUINZAINE DES RÉALISATEURS
Société des réalisateurs de films
CANNES

To be part of the Europa Cinemas Label Jury, please send your application to:
Fatima Djoumer – fatim@djoumer.de & Lisa Püscher – lpuescher@europa-cinemas.org

Creative Europe MEDIA | CNC | EURIMAGES | INSTITUT FRANÇAIS | FFA Filmförderungsanstalt

#ECinCannes2021

Co-funded by the European Union

Creative Europe MEDIA

In the network, the UK represents:

1. 29 cinemas
2. 74 screens
3. 19 cities

English movies represent every year a substantial market share (8% - 9%) for Europa Cinemas theatres

=> Our guidelines must evolve to account for this new reality


COLLA-
BORATE
TO INNO-
VATE